

Lexa® Pavers

Techniseal Sand 1 Bag - Approx. 53 ft² coverage

Pedestrian - Designed to withstand pedestrian traffic

Vehicular - Designed to withstand car traffic



Lexa® Pavers 330 x 165



	Dimensions (mm)	Dimensions (in)
A	80 x 330 x 165	3 1/8 x 13 x 6 1/2
Weight/unit	10 kg	21 lb
Units/area	18.37 units/m ²	1.70 units/ft ²
Area/layer	0.98 m ²	10.55 ft ²
Area/cube	8.82 m²	9 Rows
Length/layer ⁽⁴⁾	2.97 lin. m	9.75 lin. ft
Length/cube ⁽⁴⁾	26.73 lin. m	87.75 lin. ft
Qty/cube	162 units	162 units
Weight/cube	1590 kg	3506 lb
⁽¹⁾ Weight/unit	13 kg	7 Rows
⁽¹⁾ Area/cube	6.86 m²	73.85 ft²
⁽¹⁾ Length/layer ⁽⁴⁾	2.97 lin. m	9.75 lin. ft
⁽¹⁾ Length/cube ⁽⁴⁾	20.79 lin. m	68.21 lin. ft
⁽¹⁾ Qty/cube	126 units	126 units
⁽¹⁾ Weight/cube	1677 kg	3697 lb

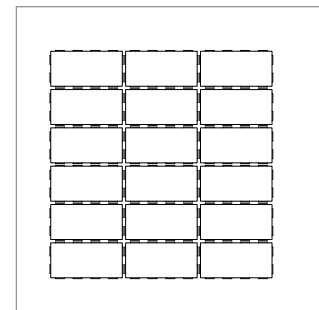
(4) Soldier course

Colours


Codes	Colours
PRESTIGE COLOURS	
10550867	Cameo Beige
10550485	Rockland Black ⁽¹⁾
STANDARD COLOURS	
10550435	Sterling Grey
10550551	Alpine Grey

Sold in full cubes only
Production location – St-Eustache

Typical row



Lexa® Pavers 330 x 330



	Dimensions (mm)	Dimensions (in)
B	80 x 330 x 330	3 1/8 x 13 x 13
Weight/unit	20 kg	43 lb
Units/area	9.18 units/m ²	0.85 units/ft ²
Area/layer	0.98 m ²	10.55 ft ²
Area/cube	8.82 m²	9 Rows
Length/layer	2.97 lin. m	9.74 lin. ft
Length/cube	26.73 lin. m	87.66 lin. ft
Qty/cube	81 units	81 units
Weight/cube	1590 kg	3506 lb
⁽²⁾ Weight/unit	26 kg	7 Rows
⁽²⁾ Area/cube	6.86 m²	73.85 ft²
⁽²⁾ Length/layer ⁽⁴⁾	2.97 lin. m	9.74 lin. ft
⁽²⁾ Length/cube ⁽⁴⁾	20.79 lin. m	68.18 lin. ft
⁽²⁾ Qty/cube	63 units	63 units
⁽²⁾ Weight/cube	1677 kg	3697 lb

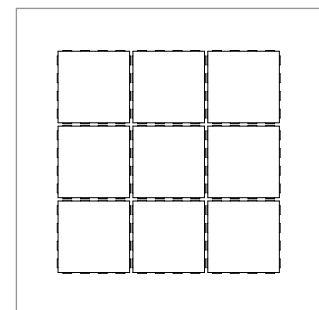
(4) Soldier course

Colours

Codes	Colours
PRESTIGE COLOURS	
10550866	Cameo Beige
10550484	Rockland Black ⁽²⁾
STANDARD COLOURS	
10550434	Sterling Grey
10550436	Alpine Grey

Sold in full cubes only
Production location – St-Eustache

Typical row



Lexa® Pavers 330 x 495



	Dimensions (mm)	Dimensions (in)
C	80 x 330 x 495	3 1/8 x 13 x 19 1/2
Weight/unit	29 kg	65 lb
Units/area	6.12 units/m ²	0.57 units/ft ²
Area/layer	0.98 m ²	10.55 ft ²
Area/cube	8.82 m²	9 Rows 94.95 ft²
Length/layer ⁽⁴⁾	1.98 lin. m	6.50 lin. ft
Length/cube ⁽⁴⁾	17.82 lin. m	58.50 lin. ft
Qty/cube	54 units	54 units
Weight/cube	1590 kg	3506 lb

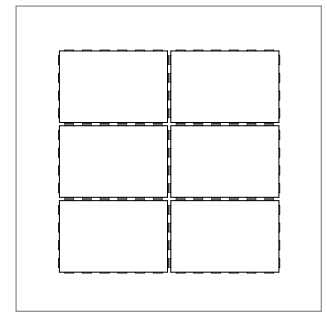
⁽²⁾ Weight/unit	39 kg	7 Rows	86 lb
⁽³⁾ Area/cube	6.86 m²		73.85 ft²
⁽³⁾ Length/layer ⁽⁴⁾	1.98 lin. m		6.50 lin. ft
⁽³⁾ Length/cube ⁽⁴⁾	13.86 lin. m		45.50 lin. ft
⁽³⁾ Qty/cube	42 units		42 units
⁽³⁾ Weight/cube	1677 kg		3697 lb

(4) Soldier course


Colours

Codes	Colours
PRESTIGE COLOURS	
10550865	Cameo Beige
10550483	Rockland Black ⁽³⁾
STANDARD COLOURS	
10550433	Sterling Grey
10550437	Alpine Grey
Sold in full cubes only	
Production location – St-Eustache	


Typical row




Laying Patterns



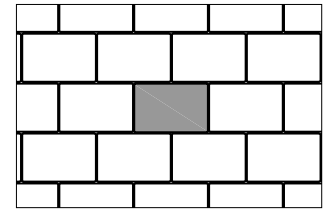
LINEAR PATTERN
100% A



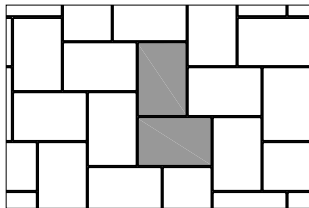
HERRINGBONE PATTERN
100% A



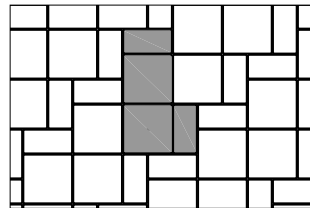
LINEAR PATTERN (STACK BOND)
100% B



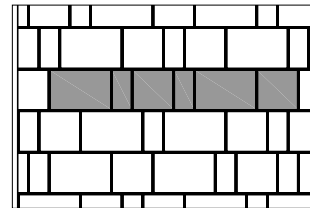
LINEAR PATTERN
100% C



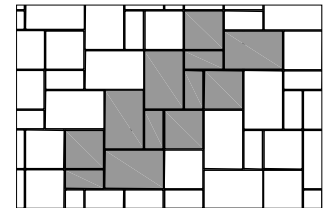
HERRINGBONE PATTERN
100% C



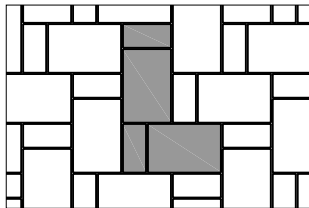
MODULAR PATTERN
33% A, 66% B



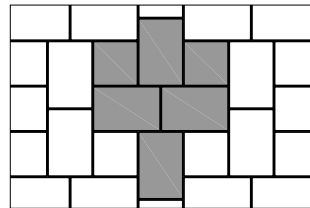
LINEAR PATTERN
17% A, 33% B, 50% C



MODULAR PATTERN
17% A, 33% B, 50% C



MODULAR PATTERN
25% A, 75% C



MODULAR PATTERN
25% B, 75% C

Notes

Setting of joint-filling sand: Cover the vibrating plate with a removable rubber tread (neoprene or polypropylene).

Cover the snow removal tools with Teflon or neoprene protectors to minimize the risk of damage from scratches or concrete shards.

Laying patterns: These laying patterns are by way of example only and represent only a few of many possibilities. Permacon shall not be responsible for the excess or shortage of pavers resulting from installation according to these laying patterns.