




Lexa® Slabs


 Do not use vibrating plate

 **Techniseal Sand 1 Bag** - Approx. 210 ft² coverage

 **Pedestrian** - Designed to withstand pedestrian traffic



Lexa® Slabs 500 x 250


	Dimensions (mm)	Dimensions (in)
 A	60 x 500 x 250	2 3/8 x 19 11/16 x 9 7/8
Weight/unit	17 kg	38 lb
Area/unit	0.13 m ²	1.35 ft ²
Area/layer	1.25 m ²	13.45 ft ²
Area/cube	15.00 m²	12 Rows
Qty/cube	120 units	161.40 ft ²
Weight/cube	2093 kg	4605 lb
<hr/>		
⁽¹⁾ Area/cube	11.25 m²	9 Rows
⁽¹⁾ Qty/cube	90 units	121.05 ft ²
⁽¹⁾ Weight/cube	2040 kg	4488 lb

Colours


Codes	Colours
PRESTIGE COLOURS	
12053048	Cameo Beige
12052011	Rockland Black ⁽¹⁾
STANDARD COLOURS	
12059447	Sterling Grey
12059446	Alpine Grey

Sold in full cubes only
Production location – St-Eustache

Typical row



Lexa® Slabs 500 x 500

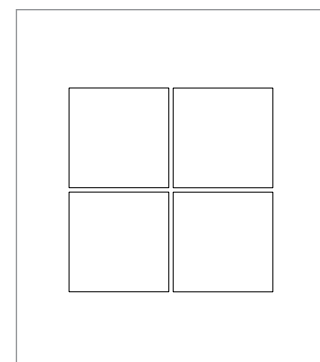
	Dimensions (mm)	Dimensions (in)
 B	60 x 500 x 500	2 3/8 x 19 11/16 x 19 11/16
Weight/unit	35 kg	76 lb
Area/unit	0.25 m ²	2.69 ft ²
Area/layer	1.00 m ²	10.76 ft ²
Area/cube	12.00 m²	12 Rows
Qty/cube	48 units	129.2 ft ²
Weight/cube	1684 kg	3212 lb
<hr/>		
⁽²⁾ Area/cube	11.00 m²	11 Rows
⁽²⁾ Qty/cube	44 units	118.36 ft ²
⁽²⁾ Weight/cube	1994 kg	4388 lb

Colours


Codes	Colours
PRESTIGE COLOURS	
12053049	Cameo Beige
12052012	Rockland Black ⁽²⁾
STANDARD COLOURS	
12059449	Sterling Grey
12059448	Alpine Grey

Sold in full cubes only
Production location – St-Eustache

Typical row



Lexa® Slabs 500 x 750

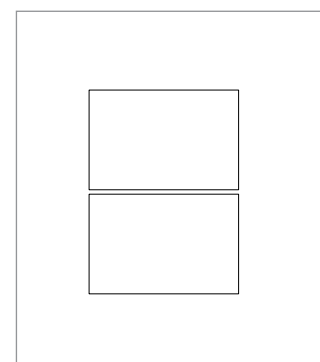
	Dimensions (mm)	Dimensions (in)
 C	60 x 500 x 750	2 3/8 x 19 11/16 x 29 1/2
Weight/unit	52 kg	114 lb
Area/unit	0.38 m ²	4.04 ft ²
Area/layer	0.75 m ²	8.07 ft ²
Area/cube	9.00 m²	12 Rows
Qty/cube	24 units	96.84 ft ²
Weight/cube	1262 kg	2782 lb
<hr/>		
⁽³⁾ Area/cube	9.00 m²	12 Rows
⁽³⁾ Qty/cube	24 units	96.84 ft ²
⁽³⁾ Weight/cube	1638 kg	3611 lb

Colours


Codes	Colours
PRESTIGE COLOURS	
12053050	Cameo Beige
12052013	Rockland Black ⁽³⁾
STANDARD COLOURS	
12059451	Sterling Grey
12059450	Alpine Grey

Sold in full cubes only
Production location – St-Eustache

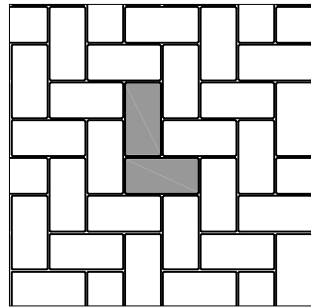
Typical row




Laying Patterns



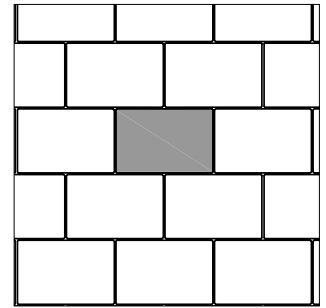
LINEAR PATTERN 100% A



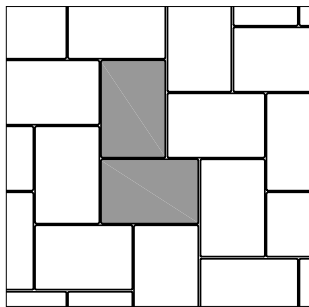
HERRINGBONE PATTERN 100% A



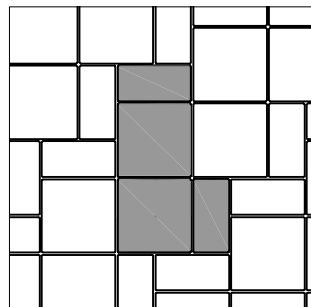
**LINEAR PATTERN (STACK BOND)
100% B**



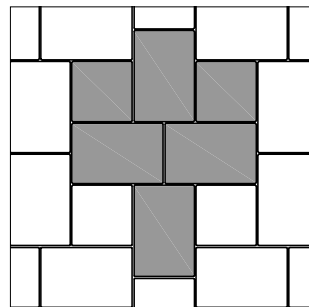
LINEAR PATTERN 100% C



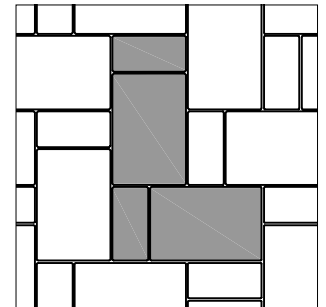
HERRINGBONE PATTERN 100% C



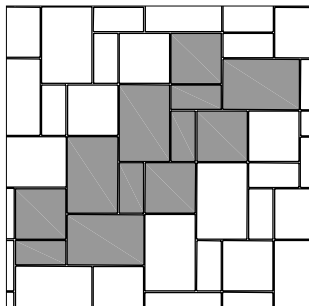
MODULAR PATTERN 33% A AND 66% B



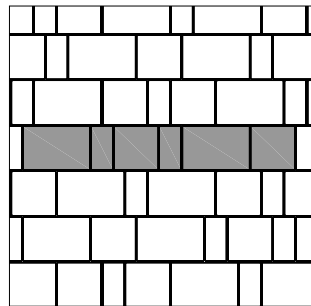
MODULAR PATTERN 25% B AND 75% C



MODULAR PATTERN 25% A AND 75% C



**MODULAR PATTERN
17% A, 33% B, 50% C**



**LINEAR PATTERN
17% A, 33% B, 50% C**

Notes

Cover the snow removal tools with Teflon or neoprene protectors to minimize the risk of damage from scratches or concrete shards.

Laying patterns: These laying patterns are by way of example only and represent only a few of many possibilities. Permacon shall not be responsible for the excess or shortage of pavers resulting from installation according to these laying patterns.

Given the high weight of this slab, it is highly recommended to use suction-based lifting equipment for handling and placement (avoid manual installation).

This product can be installed on pedestals for a rooftop application. It can safely withstand a load of up to 300 kg.