

Melville® 80 Pavers


Techniseal Sand 1 Bag - Approx. 53 ft² coverage

Pedestrian - Designed to withstand pedestrian traffic

Vehicular - Designed to withstand car traffic



Melville® 80 Pavers



	Dimensions (mm)	Dimensions (in)
A	80 x 190 x 380	3 1/8 x 7 1/2 x 15
B	80 x 380 x 380	3 1/8 x 15 x 15
C	80 x 380 x 570	3 1/8 x 15 x 22 7/16
Weight/unit (avg.)	27 kg	60 lb
Units/area (avg.)	6.93 units/m ²	0.65 units/ft ²
Area/layer	0.87 m ²	9.33 ft ²
Area/cube	7.83 m²	9 Rows 83.97 ft²
Qty/cube	A = 18 B = 18 C = 18	
Length/layer (1)	2.28 lin. m	7.48 lin. ft
Length/cube (1)	20.52 lin. m	67.32 lin. ft
Weight/cube	1463 kg	3225 lb

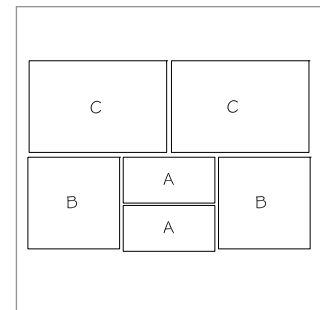
(1) Soldier course

Colours

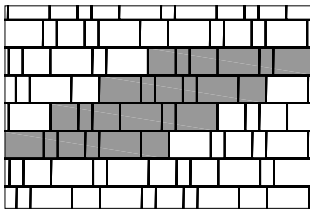
Codes	Colours
PRESTIGE COLOURS	
10550869	Range Amber Beige
10550557	Rockland Black*
10550447	Range Margaux Beige
10550446	Range Scandina Grey
STANDARD COLOURS	
10550868	Range Shaded Grey
10551053	Range Habano Brown*
10550558	Range Newport Grey
10550556	Range Savannah Beige*
10551113	Range Norvick Grey

Can be double stacked
Sold in full cubes only
Production location – Bolton
* Products available while supplies last

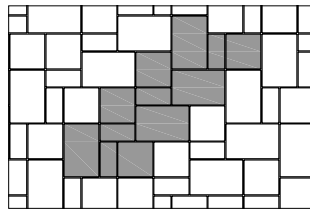
Typical row



Laying Patterns



MELVILLE 80
LINEAR PATTERN



MELVILLE 80
MODULAR PATTERN

Notes

Setting of joint-filling sand: Cover the vibrating plate with a removable rubber tread (neoprene or polypropylene).

Cover the snow removal tools with Teflon or neoprene protectors to minimize the risk of damage from scratches or concrete shards.

Laying patterns: These laying patterns are by way of example only and represent only a few of many possibilities. Permacon shall not be responsible for the excess or shortage of pavers resulting from installation according to these laying patterns.