




# Melville® 60 Slabs

 Do not use vibrating plate


 **Techniseal Sand 1 Bag** - Approx. 105 ft<sup>2</sup> coverage

 **Pedestrian** - Designed to withstand pedestrian traffic



## Melville® 60 Slabs

	Dimensions (mm)	Dimensions (in)
A	60 x 190 x 380	2 3/8 x 7 1/2 x 15
B	60 x 380 x 380	2 3/8 x 15 x 15
C	60 x 380 x 570	2 3/8 x 15 x 22 7/16
Weight/unit (avg.)	20 kg	44 lb
Area/unit (avg.)	0.14 m <sup>2</sup>	1.46 ft <sup>2</sup>
Area/layer	1.08 m <sup>2</sup>	11.66 ft <sup>2</sup>
<b>Area/cube</b>	<b>10.80 m<sup>2</sup></b>	<b>10 Rows 116.60 ft<sup>2</sup></b>
Qty/cube	A = 30    B = 30    C = 20	
Weight/cube	1601 kg	3527 lb

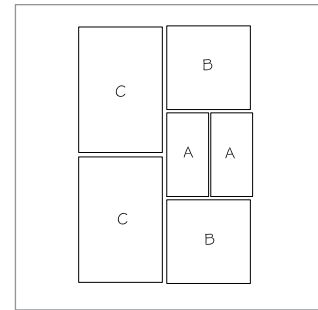


## Colours

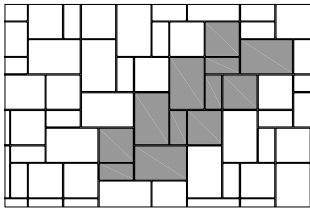
Codes	Colours
<b>PRESTIGE COLOURS</b>	
12053046	Range Amber Beige
12052732	Rockland Black*
12052365	Range Scandina Grey
12052734	Range Margaux Beige
<b>STANDARD COLOURS</b>	
12053045	Range Shaded Grey
12051945	Range Habano Brown*
12052364	Range Savannah Beige*
12052733	Range Newport Grey
12052316	Range Norvick Grey

Sold in cubes only  
Production location – Bolton  
Can be double stacked  
\* Products available while supplies last

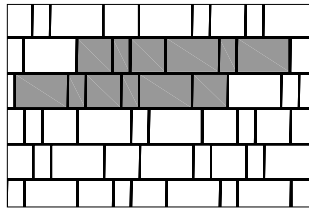
## Typical row



## Laying Patterns



MODULAR PATTERN



LINEAR PATTERN

## Notes

Cover the snow removal tools with Teflon or neoprene protectors to minimize the risk of damage from scratches or concrete shards.

Laying patterns: These laying patterns are by way of example only and represent only a few of many possibilities. Permacon shall not be responsible for the excess or shortage of pavers resulting from installation according to these laying patterns.

The Melville 60 slab is compatible with the Melville 60 small rectangle paver for non-vehicular application only.