

# Esbelto™ Slab



**Techniseal** Sand 1 bag - approx. 105 ft<sup>2</sup> coverage

Do not use vibrating plate

**Pedestrian** - Designed to withstand pedestrian traffic

## Esbelto™ Large Rectangle Slab

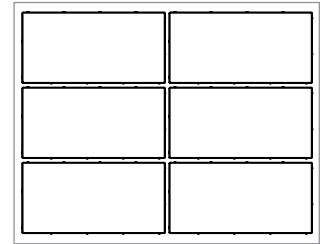


	Dimensions (mm)	Dimensions (in)
	60 x 305 x 610	2 3/8 x 12 x 24
Weight/unit	28 kg	61 lb
Area/unit	0.186 m <sup>2</sup>	2.00 ft <sup>2</sup>
Area/layer	1.11 m <sup>2</sup>	12.00 ft <sup>2</sup>
<b>Area/cube</b>	<b>11.10 m<sup>2</sup></b>	<b>10 Rows</b>
Qty/cube	60 units	60 units
Weight/cube	1655 kg	3649 lb

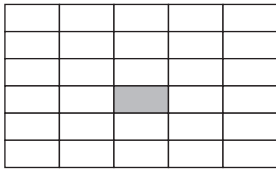
## Colours

Code	Colour
12052376	Marbella
12052375	Silverstone
12052896	Hickory

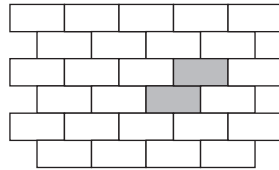
## Typical row



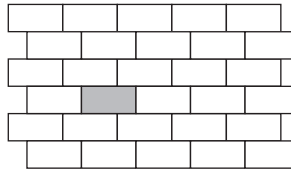
## Laying Patterns



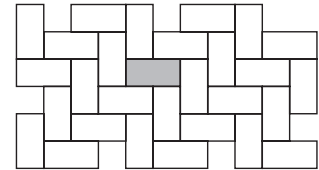
STACK BOND



RUNNING BOND



OFFSET 1/3



HERRINGBONE

## Notes

Cover snow removal tools with Teflon or neoprene protectors to minimize the risk of damage from scratches.

Laying patterns are for design purposes only. Permacon shall not be responsible for excess or shortage of material.

Given the weight of this slab, it is highly recommended to use suction-based lifting equipment for handling and placement (avoid manual installation).